

2016

2017008

2017 03

) (

10

1.00

320100000

0

| | | | |
|--|---|---|--------|
| | | | 002208 |
| | | | |
| | | | |
| | Hefei Urban Construction Development Co., Ltd | | |
| | HUCD | | |
| | | | |
| | 100 | A | 1 201 |
| | 230031 | | |
| | 100 | A | 10-14 |
| | 230031 | | |
| | http://www.hucd.cn | | |
| | hucdtf@sina.com | | |

| | | |
|--|-----------------|--|
| | | |
| | | |
| | 100 | |
| | A 11 | |
| | 0551-62661906 | |
| | 0551-62661906 | |
| | hucdtf@sina.com | |

| | |
|--|--|
| | |
| | http:// www.cninfo.com.cn |
| | |

| | |
|--|---|
| | 913401007139651607 |
| | |
| | <p>2015 3 6</p> <p>185,316,118 57.89%</p> <p>2015 12 24</p> <p>2016 3 1</p> <p>2015047</p> <p>2016008</p> <p>2016 3 21</p> <p>5%</p> <p>2016 3 18</p> |

| | |
|--|-------|
| | |
| | 19-21 |
| | |

√

√

√

| | 2016 | 2015 | | 2014 |
|---|------------------|------------------|----------|------------------|
| | 2,626,748,505.32 | 1,881,123,498.95 | 39.64% | 1,760,343,910.36 |
| | 108,759,367.48 | 91,519,553.63 | 18.84% | 172,629,880.21 |
| | 103,343,057.08 | 91,774,496.83 | 12.61% | 170,875,844.74 |
| | -376,942,313.46 | 484,129,347.13 | -177.86% | -477,304,274.95 |
| / | 0.340 | 0.290 | 17.24% | 0.540 |

| | | | | |
|---|------------------|------------------|--------|------------------|
| / | 0.340 | 0.290 | 17.24% | 0.540 |
| | 6.83% | 6.02% | 0.81% | 12.20% |
| | 2016 | 2015 | | 2014 |
| | 9,780,585,847.29 | 6,697,361,942.61 | 46.04% | 5,792,729,202.59 |
| | | | | |

| | | | | |
|--|--------------|-------------|--------------|----|
| | | | | |
| | 29,282.14 | 36,159.41 | 218,679.96 | |
| | | -372,599.37 | | |
| | 1,783,033.89 | -84,981.96 | 584,678.49 | |
| | 108,412.85 | -2.66 | | |
| | 5,416,310.40 | -254,943.20 | 1,754,035.47 | -- |

1 —

1 —

□ √

1 —

3 --

AAA

10

200

“ ”

2

3

“2015

”

“2015

” “

“

”

”

2016

---2016

--

2016

50

30

4

2016 12 31

198

10

5.05%

136

68.69%

5

390

2016 4

1490

/

[2016]6

6 1665 /

E-1606

11

1625 /

W1607

390 ,

61

2,708 / 2011 31.53% 2016 1 / 30% 2016 1 10

2016 2 10

2015

2015

2 2015 2016

1.2 2016 50% 12,897

/ 2016 1,500 9,391 / 11.66% 2016 150

1,000 11,102 / 30.42% 2016 23,833 55%

18,042 2016 60% 7,520 / 8,088 / 140% 1,000 /

25% 2015 402 /

3

38 2015 11 40.7%

179.8 2016 12.5% 39.6 70%

124.3% 2016 2016 3,273.8 /

2 2016 16,786 18% 2013 2016 12 31

2014 2016 8,475 21 2016 1 12 7.2

2016 2

11 63.4 4,153 46.95 2016

“5” “7”

2016

152.3 24.5 ,

11,429 119.8 63% 56% 4,925 /
 5.6% 2013 4,954 / 2016
 181 31 67
 6.1 8
 2016 3
 2016 10 120
 1800 2016
 390 61


3 —

1 2016

| 2016年新签订开发土地面积 (万㎡) | 累计持有待开发土地面积 (万㎡) | 序号 | 项目名称 | 位置 | 项目状态 | 项目权益 | 项目占地面积 (万㎡) | 地上计容建筑面积 (万㎡) | 累计竣工面积 (万㎡) | |
|---------------------|------------------|-------|------------|----------|------|----------|------------------|---------------|-------------|-------|
| / | / | 1 | 合肥琥珀名城(和园) | 合肥瑶海区 | 竣工 | 100% | 13.34 | 22.43 | 31.42 | |
| / | / | 2 | 合肥琥珀五环城 | 合肥政务区 | 竣工 | 100% | 12.88 | 45.09 | 56.83 | |
| / | / | 3 | 合肥瑞安家园 | 合肥滨湖新区 | 在建 | 100% | 8.63 | 24.18 | 23.67 | |
| / | 5.53 | 4 | 肥东琥珀名郡 | 肥东县东城新市镇 | 在建 | 65% | 15.99 | 39.97 | / | |
| / | / | 5 | 肥东琥珀庄 | 肥东县庄集镇 | 在建 | 100% | 7.00 | 14.00 | / | |
| 2 | 49.99 | 31.53 | / | 8.72 | 6 | 蚌埠琥珀新天地 | 蚌埠经济开发区 | 在建 | 100% | 22.7 |
| 3 | 14.84 | 17.83 | / | / | 7 | 广德琥珀新天地 | 广德县新城区 | 竣工 | 100% | 6.53 |
| 2 | 23.40 | / | / | 4.19 | 8 | 宣城琥珀新天地 | 宣城经济技术开发区 | 在建 | 100% | 7.92 |
| 1 | 25.78 | 0.19 | / | / | 9 | 巢湖琥珀新天地 | 巢湖居巢区金湖大道与华阳路交汇处 | 在建 | 80% | 10.3 |
| 1 | 10.71 | / | / | 6.30 | 10 | 三亚琥珀假日天地 | 三亚市工业园 | 拟建 | 51% | 6.30 |
| (续前表) | | | | | | | | | | |
| (单位:万元) | | | | | | | | | | |
| (货币单位:元) | | | | | | | | | | |
| (经注册会计师审计) | | | | | | | | | | |
| 50.34 | 合计 | | | | | | 137.22 | 271.39 | 161.47 | 25.60 |

2 2016

| 序号 | 项目名称 | 业态 | 累计推盘 (万m ²) | 库存 (万m ²) | 累计销售 (万m ²) |
|----|------------|----|----------------------------|--------------------------|----------------------------|
| 1 | 合肥琥珀名城(和园) | 住宅 | 25.50 | 0.00 | 25.50 |
| | | 商业 | 1.62 | 0.09 | 1.53 |
| 2 | 合肥琥珀五环城 | 住宅 | 34.41 | 0.01 | 34.40 |



3

| | | | | | |
|---|--|---------|---------|-----------|--|
| | | | | | |
| 1 | | 500,000 | 303,800 | 5.3%-5.8% | |
| | | 500,000 | 303,800 | | |

1

“ ” “ ”

2

1

| | 2016 | | 2015 | | |
|--|------|--|------|--|--|
| | | | | | |
| | | | | | |

| | | | | | |
|--|------------------|---------|------------------|---------|---------|
| | 2,626,748,505.32 | 100% | 1,881,123,498.95 | 100% | 39.64% |
| | | | | | |
| | 2,622,157,925.51 | 99.83% | 1,825,796,409.52 | 97.06% | 43.62% |
| | 4,590,579.81 | 0.17% | 55,327,089.43 | 2.94% | -91.70% |
| | | | | | |
| | 2,622,157,925.51 | 99.83% | 1,825,796,409.52 | 97.06% | 43.62% |
| | 4,590,579.81 | 0.17% | 55,327,089.43 | 2.94% | -91.70% |
| | | | | | |
| | 2,626,748,505.32 | 100.00% | 1,881,123,498.95 | 100.00% | 39.64% |

2

10%

√ □

| | | | | | | |
|--|------------------|------------------|--------|--------|--------|--------|
| | | | | | | |
| | | | | | | |
| | 2,622,157,925.51 | 2,162,676,937.80 | 17.52% | 43.62% | 58.18% | -7.60% |
| | | | | | | |
| | 2,622,157,925.51 | 2,162,676,937.80 | 17.52% | 43.62% | 58.18% | -7.60% |
| | | | | | | |
| | 2,622,157,925.51 | 2,162,676,937.80 | 17.52% | 43.62% | 58.18% | -7.60% |

1

□ √

3

√ □

| | | | | | |
|--|--|--|-------|-------|---------|
| | | | 2016 | 2015 | |
| | | | 61.53 | 42.6 | 44.44% |
| | | | 49.22 | 31.98 | 53.91% |
| | | | 9.87 | 22.18 | -55.50% |

30%

√ □

2016

4 √**5**

| | | 2016 | | 2015 | | |
|--|--|------------------|---------|------------------|--------|--------|
| | | | | | | |
| | | 2,162,676,937.80 | 100.00% | 1,367,197,328.58 | 97.64% | 58.18% |

6 √**7** √**8**

| | |
|--|---------------|
| | 63,211,242.10 |
| | 2.41% |
| | 0.00% |

5

| | | | |
|---|--|---------------|-------|
| | | | |
| 1 | | 40,000,003.00 | 1.53% |
| 2 | | 12,860,000.00 | 0.49% |
| 3 | | 3,562,339.00 | 0.14% |
| 4 | | 3,407,285.10 | 0.13% |
| 5 | | 3,381,615.00 | 0.13% |

| | | | |
|--|----|---------------|-------|
| | -- | 63,211,242.10 | 2.41% |
|--|----|---------------|-------|

□ √

| | | | |
|--|--|----------------|--------|
| | | 584,052,826.42 | |
| | | | 58.59% |
| | | | 0.00% |

5

| | | | |
|---|----|----------------|--------|
| | | | |
| 1 | | 153,467,728.50 | 15.39% |
| 2 | | 126,369,810.02 | 12.68% |
| 3 | | 124,639,594.33 | 12.50% |
| 4 | | 95,836,911.64 | 9.61% |
| 5 | | 83,738,781.93 | 8.40% |
| | -- | 584,052,826.42 | 58.59% |

□ √

3

| | | | | |
|--|---------------|---------------|---------|--|
| | 2016 | 2015 | | |
| | 63,473,411.11 | 39,986,638.53 | 58.74% | |
| | 50,101,506.39 | 55,914,875.72 | -10.40% | |
| | 49,763,529.31 | 83,591,047.51 | -40.47% | |

| | | | |
|--|------------------|------------------|----------|
| | 4,779,984,821.06 | 2,051,719,813.86 | 132.97% |
| | -376,942,313.46 | 484,129,347.13 | -177.86% |
| | 8,056,913.00 | 95,729,116.29 | -91.58% |
| | 762,173.43 | 32,267,106.00 | -97.64% |
| | 7,294,739.57 | 63,462,010.29 | -88.51% |
| | 3,190,000,000.00 | 1,219,200,000.00 | 161.65% |
| | 2,189,476,699.03 | 1,469,019,618.95 | 49.04% |
| | 1,000,523,300.97 | -249,819,618.95 | 500.50% |
| | 630,875,727.08 | 297,771,738.47 | 111.87% |

√ □

73.63%

132.97%

177.86%

91.58%

97.64%

88.51%

161.65%

49.04%

500.50%

111.87%

√ □

□ √

1

| | 2016 | | 2015 | | | |
|--|------------------|--------|------------------|--------|-------|--|
| | | | | | | |
| | 1,724,880,696.67 | 17.64% | 1,079,179,570.53 | 16.11% | 1.53% | |

| | | | | | | |
|--|------------------|--------|------------------|--------|---------|--|
| | 4,333,257,328.93 | 44.30% | 5,479,290,074.39 | 81.81% | -37.51% | |
| | 65,247,713.71 | 0.67% | 67,298,820.96 | 1.00% | -0.33% | |
| | 150,000,000.00 | 1.53% | | | 1.53% | |
| | 2,173,000,000.00 | 22.22% | 1,530,000,000.00 | 22.84% | -0.62% | |

2

 √

3

| | | |
|--|------------------|---|
| | | |
| | 54,361,979.10 | |
| | 1,203,361,773.06 | |
| | 1,257,723,752.16 | — |

1

 √

2

 √

3

 √

4

 √

5

 √

1

2

10%

| | | | | | | | | |
|--|--|--|-----------|--------------------|--------------------|--------------------|-------------------|-------------------|
| | | | | | | | | |
| | | | 100000000 | 686,371,610. 90 | 394,623,613. 41 | 687,851,704. 33 | 87,813,154.1 8 | 65,812,486.7 8 |

80000000
~~GE~~

63,887,220.8
28

0.00
4.42 3879.42 3639(63,)-2(987,)-2(220<ref>]EQU) 4 377.3

“ ”

“ ”

“ ”

“ + ”

1

□ √

□ √

3

| | | | | | | | |
|------|---|----|-------------|------|------|----|----|
| 2014 | 2 | 20 | 2013 | 2013 | 2013 | 12 | 31 |
| | | | 320,100,000 | 10 | 1.00 | | |
| 2015 | 4 | 29 | 2014 | 2014 | 2014 | 12 | 31 |
| | | | 320,100,000 | 10 | 1.00 | | |
| 2016 | 4 | 29 | 2015 | 2015 | 2015 | 12 | 31 |
| | | | 320,100,000 | 10 | 0.50 | | |

| | | | | | |
|------|---------------|----------------|--------|------|-------|
| | | | | | |
| 2016 | 32,010,000.00 | 108,759,367.48 | 29.43% | 0.00 | 0.00% |
| 2015 | 16,005,000.00 | 91,519,553.63 | 17.49% | 0.00 | 0.00% |
| 2014 | 32,010,000.00 | 172,629,880.21 | 18.54% | 0.00 | 0.00% |

□ √

√ □

| | |
|----|----------------|
| 10 | 0 |
| 10 | 1.00 |
| 10 | 0 |
| | 320,100,000 |
| | 32,010,000.00 |
| | 580,521,004.32 |
| | 100.00% |

| | | | | | | |
|--------------|----------------|--------------|-------|----------------|---------------|------|
| | | | | | | |
| | | | | | | 20 |
| | | | | | | |
| | | 2016 | | 64,900,647.76 | | |
| | 108,759,367.48 | | | 544,605,486.12 | 2016 | |
| 6,490,064.78 | | 6,490,064.78 | 2016 | 2015 | 16,005,000.00 | 2016 |
| | 580,521,004.32 | 2016 | 12 31 | 320,100,000 | | 10 |
| 1.00 | | | | | 2016 | |

1

√ □

| | | | | | | |
|--|-----|--|--|---------------|----|--|
| | | | | | | |
| | | | | | | |
| | () | | | 2016 03 18 | 12 | |
| | () | | | 2016 03 18 | | |
| | | | | | | |
| | | | | | | |
| | | | | | | |
| | | | | | | |
| | | | | | | |

2

 √ √ √

2016 12 3

[2016]22

“

” “ ”

“ ”

“ ”

2016 5 1

 √ √

| | |
|--|----|
| | |
| | 70 |
| | 10 |
| | |

 √

√

√

√

√

√

√

√

1

√

2

√

3

√

4

√

5

√

2016 7 11

,

“ ”

2016 7 28

100,000
2016

2

□ √

3

□ √

2

√ □

1

| | | | | | | | | |
|----|---------------|---------|------------|--------|--|--------|--|--|
| | | | | | | | | |
| | | | | | | | | |
| | | | | | | | | |
| | | | | | | | | |
| | 2016 04 29 | 50,000 | 2016 05 11 | 8,000 | | 48 | | |
| | 2016 04 29 | 50,000 | 2016 11 30 | 12,000 | | 48 | | |
| B1 | | 150,000 | | B2 | | 20,000 | | |
| B3 | | 150,000 | | B4 | | 20,000 | | |
| | | | | | | | | |
| | | | | | | | | |
| | | | | | | | | |
| | | 150,000 | | | | 20,000 | | |

| | | | |
|----------|---------|----------|--------|
| A1+B1+C1 | | A2+B2+C2 | |
| A3+B3+C3 | 150,000 | A4+B4+C4 | 20,000 |
| A4+B4+C4 | | 12.18% | |
| | | | |

2

√

3

1

√

2

√

4

√

1

√

2

√

□ √

□ √

1

| | 3,358,634 | 1.05% | | | | -2,497,777 | -2,497,777 | 860,857 | 0.27% |
|---|-------------|---------|--|--|--|------------|------------|-------------|---------|
| 3 | 3,358,634 | 1.05% | | | | -2,497,777 | -2,497,777 | 860,857 | 0.27% |
| | 2,520,000 | 0.79% | | | | -2,520,000 | -2,520,000 | 0 | 0.00% |
| | 838,634 | 0.26% | | | | 22,223 | 22,223 | 860,857 | 0.27% |
| | 316,741,366 | 98.95% | | | | 2,497,777 | 2,497,777 | 319,239,143 | 99.73% |
| 1 | 316,741,366 | 98.95% | | | | 2,497,777 | 2,497,777 | 319,239,143 | 99.73% |
| | 320,100,000 | 100.00% | | | | 0 | 0 | 320,100,000 | 100.00% |

√ □

□ √

2

√ □

| | | | | | | |
|--|-----------|-----------|--------|---------|----|-----------|
| | | | | | | |
| | 2,520,000 | 2,520,000 | 0 | 0 | | 2016 1 29 |
| | 21,202 | 21,202 | 0 | 0 | | |
| | 93,750 | 0 | 16,500 | 110,250 | | |
| | 0 | 0 | 14,550 | 14,550 | | |
| | 0 | 0 | 12,375 | 12,375 | | |
| | 2,634,952 | 2,541,202 | 43,425 | 137,175 | -- | -- |

1

✓

2

✓

3

✓

1

| | | | | | | | | | | | |
|-------|--------|--------|-------------|-------------|---|-------------|---|--|---|--|---|
| | 34,912 | | 37,374 | | 8 | | 0 | | 8 | | 0 |
| 5% 10 | | | | | | | | | | | |
| | | | | | | | | | | | |
| | | | | | | | | | | | |
| | | 57.90% | 185,348,160 | 185,348,160 | | 185,348,160 | | | | | |

3

0.53% 1,700,700 1,700,700

1,700,700

| | | | |
|----------|----|---------|---------|
| | | | |
| | | 808,900 | 808,900 |
| | | 800,000 | 800,000 |
| 1 | | 767,458 | 767,458 |
| | | 760,000 | 760,000 |
| 10 10 | 10 | | |
| 10 | 4 | | |

10

10

□ √

10

10

2

™ f^5"àC6™, QAf1a'™, QAÑÁ •", QAÑÁ

3



5

√ □

“ ” 2015 3 6

“

” 185,316,118 57.89%

“

” 2015 12 24 2016 3 1

2015047

2016008

2016 3 21

5%

2016 3 18

“

”

□ √

| | | | | | | | | | | | | |
|--|----|----|----|----|---------------|---------------|-----------|--------|--------|--|--|-----------|
| | | | | | 09 22 | 09 22 | | | | | | |
| | | | | 40 | 2015 09 22 | 2018 09 22 | 66,446 | | | | | 66,446 |
| | | | | 42 | 2015 09 22 | 2018 09 22 | 24,000 | | | | | 24,000 |
| | | | | 46 | 2015 09 22 | 2018 09 22 | 37,928 | | 9,482 | | | 28,446 |
| | | | | 48 | 2016 05 24 | 2018 09 22 | 0 | | | | | 0 |
| | | | | 58 | 2015 09 22 | 2018 09 22 | 45,768 | | | | | 45,768 |
| | | | | 44 | 2015 09 22 | 2018 09 22 | 40,386 | | | | | 40,386 |
| | -- | -- | -- | -- | -- | -- | 1,089,912 | 57,900 | 44,807 | | | 1,103,005 |

| | | | | | | | | | | | | |
|--|--|--|--|--|------------|--|--|--|--|--|--|--|
| | | | | | | | | | | | | |
| | | | | | 2016 05 24 | | | | | | | |

1963

1963

1971

1966

1976

1954
”

2002 3

“ ” “

1962

30

2013 12

1964

MBA

2009 4

“ ” “ ”

80

1964

2004 “ ”

43 40

2011 11

1960

1958

1972

1998

“ ”

1965

1976

1970

“ ”

1974

1968

√ □

| | | | 2014 09 30 | 2017 09 28 | |
|--|--|--|------------|------------|--|

√ □

| | | | | | |
|--|--|--|------------|------------|--|
| | | | 2015 11 30 | 2018 11 30 | |
| | | | 2014 05 19 | 2017 05 19 | |
| | | | 2014 09 05 | 2017 09 05 | |
| | | | 2014 04 29 | 2017 04 29 | |

□ √

8<MCID 261 >>BDC /T 9 68.276.7 3A 68 r>BD r>r -56 BDC8>0 9 [<0DOB>-4<0 9>-4<>BDC 4 67 3 6 1<0 9>BDC 3 6 5<0 9>

| | | | | | | |
|--|----|----|----|----|--------|----|
| | | | 40 | | 40.6 | |
| | | | 50 | | 0 | |
| | | | 54 | | 5 | |
| | | | 62 | | 5 | |
| | | | 52 | | 5 | |
| | | | 52 | | 5 | |
| | | | 56 | | 40.6 | |
| | | | 51 | | 40.6 | |
| | | | 40 | | 40.6 | |
| | | | 42 | | 40.6 | |
| | | | 46 | | 40.6 | |
| | | | 49 | | 20.83 | |
| | | | 58 | | 21.14 | |
| | | | 44 | | 16.6 | |
| | -- | -- | -- | -- | 472.97 | -- |

□ √ ðp½À´ P@qx iT` €-"ÍC•-"Fc•ñ€ ÞœÔ2°AQº Gy_àèÛA•ÿ ,•6â0; Ö€ Õ T` B ^¿,´6Ñ sÌÔ2

| | |
|--|-----|
| | |
| | |
| | 136 |
| | 62 |
| | 198 |

2

1

2

3

3

1

2

3

4

5

4

□ √

1

2

3

2015 9 1

2015 9 22

2015

4

2015 9 1

2015 9 22

2015

5

6

www.cninfo.com.cn

7

| | | | | | |
|--|--|--|--|--|-----------------------|
| | | | | | www.cninfo.com. cn |
|--|--|--|--|--|-----------------------|

2

□ √

1

| | | | | | | |
|--|---|---|---|---|---|---|
| | | | | | | |
| | | | | | | |
| | 9 | 9 | 0 | 0 | 0 | |
| | 9 | 9 | 0 | 0 | 0 | |
| | 9 | 9 | 0 | 0 | 0 | |
| | 9 | 9 | 0 | 0 | 0 | |
| | | | | | | 3 |

2

□ √

3

√ □

1

2016 5 24

2016

2

2016 3 21

2016

2015

3

2016 3 21 4 20 8 23 10 26

2016

2015

4

2016 4 20 5 24 6 24 9 20 11 26

2015

E1601

E1603

[2016]5

[2016]6

S1510

S1511

E1604

FD16-5

FD16-6

FD16-7

E1606

BH2016-09

BH2016-10

BB-5-1

2014-16

2015-2

FD16-12

W1607

□ √

1

□ √

2

| | | |
|--|------------|-------------------|
| | 2017 03 28 | |
| | 2017 3 28 | www.cninfo.com.cn |

| | |
|--|-------------|
| | |
| | 2017 03 26 |
| | |
| | [2017] 2394 |
| | |

[2017]2394

1

2

1

| | | |
|--|------------------|------------------|
| | | |
| | | |
| | 1,724,880,696.67 | 1,079,179,570.53 |
| | | |
| | | |
| | | |
| | | |
| | | |
| | | |
| | 3,237,570,898.36 | 23,744,783.15 |
| | | |
| | | |
| | | |
| | | |
| | 110,909,729.30 | 35,837,291.71 |
| | | |
| | 4,333,257,328.93 | 5,479,290,074.39 |
| | | |
| | | |
| | 300,339,104.87 | |
| | 9,706,957,758.13 | 6,618,051,719.78 |
| | | |
| | | |

| | | |
|--|------------------|------------------|
| | | |
| | | |
| | | |
| | | |
| | 65,247,713.71 | 67,298,820.96 |
| | | |
| | | |
| | | |
| | | |
| | | 38,333.23 |
| | | |
| | 1,344,587.74 | 1,344,587.74 |
| | | |
| | 7,035,787.71 | 10,628,480.90 |
| | | |
| | 73,628,089.16 | 79,310,222.83 |
| | 9,780,585,847.29 | 6,697,361,942.61 |
| | | |
| | 150,000,000.00 | |
| | | |
| | | |
| | | |
| | | |
| | | |
| | | |
| | | |
| | 700,550,418.80 | 674,646,618.14 |
| | 3,877,188,162.96 | 2,208,310,948.16 |
| | | |
| | | |
| | 6,225,528.24 | 5,210,461.41 |
| | 171,222,739.01 | 7,041,811.35 |
| | 5,316,399.83 | 2,674,361.04 |

| | | |
|--|------------------|------------------|
| | | |
| | 753,786,378.44 | 674,012,140.52 |
| | 1,642,464,267.48 | 1,549,709,900.00 |
| | 91,292,280.40 | 99,522,271.62 |
| | 1,733,756,547.88 | 1,649,232,171.62 |
| | 9,780,585,847.29 | 6,697,361,942.61 |

2

| | | |
|--|------------------|------------------|
| | | |
| | | |
| | 389,452,282.32 | 562,763,318.39 |
| | | |
| | | |
| | | |
| | 3,217,102,401.88 | 100,000.00 |
| | | |
| | | |
| | 683,018,715.70 | 1,436,296,978.99 |
| | 741,209,181.84 | 1,330,858,248.78 |
| | | |
| | | |
| | 79,188,710.20 | |
| | 5,109,971,291.94 | 3,330,018,546.16 |
| | | |
| | | |
| | | |
| | 587,015,089.64 | 587,015,089.64 |
| | | |
| | 62,274,809.26 | 64,754,134.17 |

| | | |
|--|----------------|----------------|
| | | |
| | | |
| | | |
| | | |
| | | |
| | | 38,333.23 |
| | | |
| | | |
| | | |
| | 5,981,429.56 | 7,102,310.36 |
| | | |
| | 655,271,328.46 | 658,909,867.40 |

| | | |
|--|------------------|------------------|
| | | |
| | | |
| | | |
| | | |
| | | |
| | | |
| | | |
| | | |
| | 1,940,000,000.00 | 880,000,000.00 |
| | 4,292,122,247.36 | 2,564,703,688.28 |
| | | |
| | 320,100,000.00 | 320,100,000.00 |
| | | |
| | | |
| | | |
| | 293,932,904.63 | 293,932,904.63 |
| | | |
| | | |
| | | |
| | 278,566,464.09 | 265,586,334.53 |
| | 580,521,004.32 | 544,605,486.12 |
| | 1,473,120,373.04 | 1,424,224,725.28 |
| | 5,765,242,620.40 | 3,988,928,413.56 |

3

| | | |
|-----|----------------|----------------|
| | | |
| | | |
| | | |
| | | |
| | | |
| | | |
| | | |
| | 151,708,318.07 | 176,800,779.22 |
| | 63,473,411.11 | 39,986,638.53 |
| | 50,101,506.39 | 55,914,875.72 |
| | 49,763,529.31 | 83,591,047.51 |
| | -1,789,920.07 | 2,483,948.10 |
| “ ” | | |
| “ ” | | -736,941.15 |
| | | -364,341.78 |
| “ ” | | |
| “ ” | 150,738,633.64 | 121,371,164.22 |
| | 7,505,277.33 | 236,373.72 |
| | | |
| | 197,520.19 | 203,702.17 |
| | | 3,487.86 |
| “ ” | 158,046,390.78 | 121,403,835.77 |
| | 57,517,014.52 | 33,579,638.90 |
| “ ” | 100,529,376.26 | 87,824,196.87 |
| | 108,759,367.48 | 91,519,553.63 |
| | -8,229,991.22 | -3,695,356.76 |
| | | |
| | | |
| 1. | | |

| | | |
|----|----------------|---------------|
| 2. | | |
| | | |
| 1. | | |
| 2. | | |
| 3. | | |
| 4. | | |
| 5. | | |
| 6. | | |
| | | |
| | 100,529,376.26 | 87,824,196.87 |
| | 108,759,367.48 | 91,519,553.63 |
| | -8,229,991.22 | -3,695,356.76 |
| | | |
| | 0.340 | 0.290 |
| | 0.340 | 0.290 |

4

| | | |
|--|----------------|------------------|
| | | |
| | 928,977,246.26 | 1,497,253,072.43 |
| | 676,766,019.17 | 1,100,548,078.98 |
| | 58,551,362.08 | 142,024,837.81 |
| | 24,643,460.78 | 17,511,419.84 |
| | 34,813,833.34 | 37,285,532.61 |

| | | |
|-----|---------------|----------------|
| | 49,406,932.30 | 85,610,004.53 |
| | -972,721.67 | 1,198,266.88 |
| “ ” | | |
| “ ” | | -364,341.78 |
| | | -364,341.78 |
| “ ” | 85,768,360.26 | 112,710,590.00 |
| | 1,107,298.00 | 177,586.27 |
| | | |
| | 103,234.61 | 179,194.17 |
| | | |
| “ ” | 86,772,423.65 | 112,708,982.10 |
| | 21,871,775.89 | 27,250,421.17 |
| “ ” | 64,900,647.76 | 85,458,560.93 |
| | | |
| | | |
| 1. | | |
| 2. | | |
| | | |
| 1. | | |
| 2. | | |
| 3. | | |
| 4. | | |
| 5. | | |

| | | |
|----|---------------|---------------|
| 6. | | |
| | 64,900,647.76 | 85,458,560.93 |
| | | |
| | | |
| | | |

5

| | | |
|--|------------------|------------------|
| | | |
| | | |
| | 4,319,919,223.93 | 2,381,093,212.13 |
| | | |
| | | |
| | | |
| | | |
| | | |
| | | |
| | | |
| | | |
| | | |
| | | |
| | | |
| | | |
| | | |
| | 83,123,283.67 | 154,755,948.86 |
| | 4,403,042,507.60 | 2,535,849,160.99 |
| | 4,146,102,263.51 | 1,676,577,436.49 |
| | | |
| | | |
| | | |
| | | |
| | | |
| | | |
| | 29,854,071.05 | 23,947,574.38 |

| | | |
|--|------------------|------------------|
| | | |
| | 375,950,658.40 | 259,167,088.80 |
| | 228,077,828.10 | 92,027,714.19 |
| | 4,779,984,821.06 | 2,051,719,813.86 |
| | -376,942,313.46 | 484,129,347.13 |
| | | |
| | | |
| | | 52,170,699.73 |
| | | |
| | 8,056,913.00 | 43,558,416.56 |
| | 8,056,913.00 | 95,729,116.29 |
| | 762,173.43 | 1,525,106.00 |
| | | 8,470,000.00 |
| | | |
| | | |
| | | 22,272,000.00 |
| | 762,173.43 | 32,267,106.00 |
| | 7,294,739.57 | 63,462,010.29 |
| | | |
| | | 53,850,000.00 |
| | | 53,850,000.00 |
| | 2,690,000,000.00 | 939,200,000.00 |
| | | |
| | 500,000,000.00 | 226,150,000.00 |
| | 3,190,000,000.00 | 1,219,200,000.00 |
| | 1,308,000,000.00 | 675,700,000.00 |
| | 132,726,699.03 | 193,319,618.95 |
| | | |

| | | |
|--|------------------|------------------|
| | 748,750,000.00 | 600,000,000.00 |
| | 2,189,476,699.03 | 1,469,019,618.95 |
| | 1,000,523,300.97 | -249,819,618.95 |
| | | |
| | 630,875,727.08 | 297,771,738.47 |
| | 1,039,642,990.49 | 741,871,252.02 |
| | 1,670,518,717.57 | 1,039,642,990.49 |

6

| | | |
|--|------------------|------------------|
| | | |
| | | |
| | 1,163,042,324.05 | 1,052,459,844.91 |
| | | |
| | 13,984,671.91 | 141,314,720.65 |
| | 1,177,026,995.96 | 1,193,774,565.56 |
| | 3,368,770,309.91 | 551,921,168.45 |
| | 23,701,442.65 | 19,837,154.21 |
| | | |

| | | |
|--|------------------|------------------|
| | | 10,470,000.00 |
| | | |
| | | 409,766,387.00 |
| | 20,433.85 | 421,218,014.00 |
| | 4,035,924.21 | -364,999,658.22 |
| | | |
| | | |
| | 2,490,000,000.00 | 500,000,000.00 |
| | | |
| | 1,371,912,563.00 | 739,009,312.00 |
| | 3,861,912,563.00 | 1,239,009,312.00 |
| | 706,000,000.00 | 675,700,000.00 |
| | 69,340,393.21 | 132,501,556.76 |
| | 839,227,233.55 | 602,200,000.00 |
| | 1,614,567,626.76 | 1,410,401,556.76 |
| | 2,247,344,936.24 | -171,392,244.76 |
| | | |
| | -174,289,636.15 | -70,665,726.13 |
| | 548,906,663.34 | 619,572,389.47 |
| | 374,617,027.19 | 548,906,663.34 |

7

| | | | | | | | | | | | | |
|--|--------|--|--|--|--|--|--|--|--|--|--|--|
| | | | | | | | | | | | | |
| | | | | | | | | | | | | |
| | | | | | | | | | | | | |
| | | | | | | | | | | | | |
| | 320,10 | | | | | | | | | | | |
| | 0,000. | | | | | | | | | | | |
| | 00 | | | | | | | | | | | |

| | | | | | | | | | | | | | |
|-----|----------------|--|--|--|----------------|--|--|--|----------------|--|----------------|---------------|------------------|
| | | | | | | | | | | | | | |
| | | | | | | | | | | | | | |
| | | | | | | | | | | | | | |
| | | | | | | | | | | | | | |
| | 320,100,000.00 | | | | 290,011,424.95 | | | | 265,586,334.53 | | 674,012,140.52 | 99,522,271.62 | 1,649,232,171.62 |
| « » | | | | | | | | | 12,980,129.56 | | 79,774,237.92 | -8,229,991.22 | 84,524,376.26 |
| | | | | | | | | | | | 108,759,367.48 | -8,229,991.22 | 100,529,376.26 |
| | | | | | | | | | | | | | |
| 1 | | | | | | | | | | | | | |

| | | | | | | | | | | | | | |
|---|------------------------|--|--|--|--------------------|--|--|--|--------------------|--|--------------------|-------------------|--------------------------|
| 2 | | | | | | | | | | | | | |
| 3 | | | | | | | | | | | | | |
| 4 | | | | | | | | | | | | | |
| | | | | | | | | | | | | | |
| 1 | | | | | | | | | | | | | |
| 2 | | | | | | | | | | | | | |
| | | | | | | | | | | | | | |
| | 320,10 0,000. 00 | | | | 290,011 ,424.95 | | | | 278,566 ,464.09 | | 753,786 ,378.44 | 91,292, 280.40 | 1,733,7 56,547. 88 |

| | | | | | | | | | | | | | | |
|--|------------------------|--|--|--|--|--|--|--|--|--|--|--|--|--|
| | | | | | | | | | | | | | | |
| | | | | | | | | | | | | | | |
| | | | | | | | | | | | | | | |
| | | | | | | | | | | | | | | |
| | 320,10 0,000. 00 | | | | | | | | | | | | | |

| | | | | | | | | | | | | | |
|---|--|--|--|--|--|--|--|--|--|--|--|---------------|---------------|
| | | | | | | | | | | | | 520.08 | 520.08 |
| 1 | | | | | | | | | | | | 53,850,000.00 | 53,850,000.00 |
| 2 | | | | | | | | | | | | | |
| 3 | | | | | | | | | | | | | |
| 4 | | | | | | | | | | | | | |

| | | | | | | | | | | | |
|---|--|--|--|--|--|--|--|--|--|--|--|
| | | | | | | | | | | | |
| 2 | | | | | | | | | | | |
| 3 | | | | | | | | | | | |
| 4 | | | | | | | | | | | |
| | | | | | | | | | | | |

| | | | | | | | | | | | |
|---|----------------|--|--|--|----------------|--|--|--|----------------|----------------|------------------|
| 3 | | | | | | | | | | | |
| 4 | | | | | | | | | | | |
| | | | | | | | | | 17,091,712.18 | -49,101,712.18 | -32,010,000.00 |
| 1 | | | | | | | | | 17,091,712.18 | -17,091,712.18 | |
| 2 | | | | | | | | | | -32,010,000.00 | -32,010,000.00 |
| 3 | | | | | | | | | | | |
| | | | | | | | | | | | |
| 1 | | | | | | | | | | | |
| 2 | | | | | | | | | | | |
| 3 | | | | | | | | | | | |
| 4 | | | | | | | | | | | |
| | | | | | | | | | | | |
| 1 | | | | | | | | | | | |
| 2 | | | | | | | | | | | |
| | | | | | | | | | | | |
| | 320,100,000.00 | | | | 293,932,904.63 | | | | 265,586,334.53 | 544,605,486.12 | 1,424,224,725.28 |

“ ” “ ”

[1998]89
[1998] 39

2002 12

2008 1
10,670.00

2,670.00

8,000.00
002208

2008 5
16,005.00

5,335.00

2010 6 16,005.00
32,010.00

2016 3 18

2015 1271

100

A 10-14

2017 3 26

1.

| | | | (%) | |
|---|--|--|--------|---|
| | | | | |
| 1 | | | 100.00 | - |
| 2 | | | 80.00 | - |
| 3 | | | 100.00 | - |
| 4 | | | 100.00 | - |
| 5 | | | 100.00 | - |
| 6 | | | 100.00 | - |
| 7 | | | 65.00 | - |
| 8 | | | 51.00 | - |
| 9 | | | 100.00 | - |

“ ”

2.

1

2

12

1

2

1 1 12 31

3

1 1 12 31

4

5

1

6

1

,

(F;@

86 F&N ÀD&N F&N 6 c&N

b

c

A.

B.

C.

7

3

”

“

“ ”

10

1

2

3

22 ——

4

5

A.

B.

A.

B.

A.

B.

6

7

8

A.

B.

C.

D.

E.

F.

G.

H.

I.

A

B.

50%

12

9

11

1

| | | |
|--|-----|-----|
| | 300 | 300 |
|--|-----|-----|

| | |
|--|-----|
| | 300 |
|--|-----|

2

| | |
|---|--|
| | |
| 1 | |
| 2 | |

√ □

| | | |
|---|---|--------|
| | | |
| 1 | 1 | 5.00% |
| 1 | 2 | 10.00% |
| 2 | 3 | 20.00% |
| 3 | | 50.00% |

□ √

□ √

3

| | |
|--|--|
| | |
| | |

12**1****2**

“

”

“

”

3

4

13

14

1

20% 20% 50%

2

A.

B.

C.

A.

B.

C.

D.

3

15

| | | | |
|--|-------|-----------|---|
| | | | |
| | 35-50 | 2.77-1.94 | 3 |

16

1

2

| | | 35-50 | 2.77%-1.94% | 3% |
|--|--|-------|-------------|----|
| | | 8 | 12.13% | 3% |
| | | 5 | 19.40% | 3% |

3

17

18

1

3

2

19

20

21

1

2

| | | |
|--|---|--|
| | | |
| | 3 | |

22

1

2

3

4

3

5

6

23

| | |
|--|--|
| | |
| | |

24

1

A.

B.

2

A

B.

C.

D.

a

b

c

;

,

3

4

A.

B.

C.

25

1

2

26

27

28

1

2

3

29

1

2

30

/

1

A.

B.

A.

B.

2

A.

B.

A.

B.

3

A.

B.

12

31

1

2

32

2016 12 3

“ ” “ ”

[2016]22

“ ”

“ ”

2016 5 1

33

1

√

2

√

34

1

| | | |
|--|--|---|
| | | |
| | | 3% 5% 6% 11% 13% 17% |
| | | 7% 5% |
| | | 20% 25% |
| | | 3% 2% |
| | | 5% |
| | | 20% 0% 50% 30% 50% 100% 40% 100% 200% 50% 200% 60% |

| | |
|--|--|
| | |
|--|--|

2

2015 17 [2015]34
 2015 1 1 2017 12 31 20 20
 50% 20%

3

2016 5 1 5%

1

| | | |
|--|------------------|------------------|
| | | |
| | 126,188.08 | 181,668.46 |
| | 1,669,949,107.49 | 1,038,593,931.58 |
| | 54,805,401.10 | 40,403,970.49 |
| | 1,724,880,696.67 | 1,079,179,570.53 |

54,361,979.10

59.83%

2

| | | |
|--|--|--|
| | | |
|--|--|--|

3

□ √

4

1

| | | |
|--|--|--|
| | | |
|--|--|--|

2

| | |
|--|--|
| | |
|--|--|

3

| | | |
|--|--|--|
| | | |
|--|--|--|

4

| | |
|--|--|
| | |
|--|--|

5

1

| | | | | | | | | | | |
|--|--|--|--|--|--|--|--|--|--|--|
| | | | | | | | | | | |
| | | | | | | | | | | |
| | | | | | | | | | | |

√


√

√

2



3



2

| | | (%) |
|--|------------------|-------|
| | 1,609,712,401.88 | 49.72 |
| | 1,207,390,000.00 | 37.29 |
| | 250,000,000.00 | 7.72 |
| | 150,000,000.00 | 4.63 |
| | 3,217,102,401.88 | 99.36 |

3,213,826,115.21

7

1

| | | |
|--|--|--|
| | | |
|--|--|--|

2

| | | | | |
|--|--|--|--|--|
| | | | | |
|--|--|--|--|--|

8

1

| | | |
|-----|--|--|
| () | | |
|-----|--|--|

2

1

| | | | | |
|-----|--|--|--|--|
| () | | | | |
|-----|--|--|--|--|

9

1

| | 96,798,050.00 | 85.22% | | | 96,798,050.00 | | | | | |
|--|----------------|---------|--------------|--------|----------------|---------------|---------|--------------|-------|---------------|
| | 16,793,442.63 | 14.78% | 2,681,763.33 | 15.97% | 14,111,679.30 | 39,660,119.53 | 100.00% | 3,822,827.82 | 9.64% | 35,837,291.71 |
| | 113,591,492.63 | 100.00% | 2,681,763.33 | 2.36% | 110,909,729.30 | 39,660,119.53 | 100.00% | 3,822,827.82 | 9.64% | 35,837,291.71 |

√ □

| | 96,798,050.00 | | | |
|--|---------------|----|----|----|
| | 96,798,050.00 | -- | -- | -- |

√ □

| 1 | | | |
|-----|---------------|--------------|--------|
| 1 | 9,128,904.31 | 456,445.22 | 5.00% |
| 1 2 | 3,226,700.00 | 322,670.00 | 10.00% |
| 2 3 | 1,054,236.82 | 210,847.36 | 20.00% |
| 3 | 3,383,601.50 | 1,691,800.75 | 50.00% |
| | 16,793,442.63 | 2,681,763.33 | 15.97% |

□ √

□ √

2

0.00

1,141,064.49

| | | |
|--|--|--|
| | | |
|--|--|--|

3

| | |
|--|--|
| | |
|--|--|

| | | | | | |
|--|--|--|--|--|--|
| | | | | | |
|--|--|--|--|--|--|

4

| | | |
|--|----------------|---------------|
| | | |
| | 108,194,795.82 | 34,186,329.42 |
| | 3,346,335.13 | 5,473,790.11 |
| | 2,050,361.68 | |
| | 113,591,492.63 | 39,660,119.53 |

5

| | | | | | |
|--|--|--|--|--|--|
| | | | | | |
|--|--|--|--|--|--|

6

| | | | | |
|--|--|--|--|--|
| | | | | |
|--|--|--|--|--|

| | | | | |
|--|--|--|--|--|
| | | | | |
|--|--|--|--|--|

7

8

10

1

3 —

| | | | | | | |
|--|------------------|---------------|------------------|------------------|---------------|------------------|
| | | | | | | |
| | | | | | | |
| | 2,751,648,914.77 | | 2,751,648,914.77 | 3,987,989,371.65 | | 3,987,989,371.65 |
| | 1,603,844,945.72 | 22,236,531.56 | 1,581,608,414.16 | 1,517,910,347.77 | 26,609,645.03 | 1,491,300,702.74 |
| | 4,355,493,860.49 | 22,236,531.56 | 4,333,257,328.93 | 5,505,899,719.42 | 26,609,645.03 | 5,479,290,074.39 |

“ ”

| | | | | | | | | | | |
|--|--|--|--|--|--|--|--|--|--|--|
| | | | | | | | | | | |
|--|--|--|--|--|--|--|--|--|--|--|

“ ”

| | | | | | |
|--|--|--|--|--|--|
| | | | | | |
|--|--|--|--|--|--|

“ ” “ ” “ ”

| | | | | |
|--|--|--|--|--|
| | | | | |
|--|--|--|--|--|

2

| | | | | | | | |
|--|---------------|-------------|--|--------------|--|---------------|----|
| | | | | | | | |
| | | | | | | | |
| | 26,609,645.03 | -648,855.58 | | 3,724,257.89 | | 22,236,531.56 | |
| | 26,609,645.03 | -648,855.58 | | 3,724,257.89 | | 22,236,531.56 | -- |

| | | | | | | | |
|--|--|--|--|--|--|--|--|
| | | | | | | | |
| | | | | | | | |

3

| | | | | | |
|--|---------------|---------------|----------------|---------------|------|
| | | | | | (%) |
| | - | 3,402,959.38 | - | 3,402,959.38 | 5.43 |
| | - | 3,860,694.43 | - | 3,860,694.43 | 4.75 |
| | 235,190.97 | 2,776,770.82 | - | 3,011,961.79 | 5.46 |
| | 7,855,444.21 | 3,912,083.06 | 11,767,527.27 | - | 6.28 |
| | 56,753,588.85 | 48,587,387.71 | 105,340,976.56 | - | 5.56 |
| | 64,844,224.03 | 62,539,895.40 | 117,108,503.83 | 10,275,615.60 | — |

4

| | | | | |
|--|--|--|--|--|
| | | | | |
|--|--|--|--|--|

5

| | |
|--|--|
| | |
|--|--|

11



3

| | | | | | | | | | | |
|--|--|--|--|--|--|--|--|--|--|--|
| | | | | | | | | | | |
| | | | | | | | | | | |

4

| | | | | | | | | | |
|--|--|--|--|--|--|--|--|--|--|
| | | | | | | | | | |
|--|--|--|--|--|--|--|--|--|--|

5

| | | | | | | | | | |
|--|--|--|--|--|--|--|--|--|--|
| | | | | | | | | | |
|--|--|--|--|--|--|--|--|--|--|

15

1

| | | | | | | | | |
|--|--|--|--|--|--|--|--|--|
| | | | | | | | | |
| | | | | | | | | |

2

| | | | | | | | | |
|--|--|--|--|--|--|--|--|--|
| | | | | | | | | |
|--|--|--|--|--|--|--|--|--|

3

16

1

| | | | | | | | | |
|--|--|--|--|--|--|--|--|--|
| | | | | | | | | |
|--|--|--|--|--|--|--|--|--|

| | | | | | | | |
|--|--|--|--|--|--|--|--|
| | | | | | | | |
|--|--|--|--|--|--|--|--|

2

3

17

| | | | | | | | | | | |
|--|--|--|--|--|--|--|--|--|--|--|
| | | | | | | | | | | |
| | | | | | | | | | | |
| | | | | | | | | | | |
| | | | | | | | | | | |

18

18
1818

18

1818

18181818
1818

19

1

| | | | | |
|----|---------------|---------------|--------------|---------------|
| | | | | |
| 1. | 67,847,280.21 | 9,535,062.67 | 3,390,985.10 | 80,773,327.98 |
| 2. | | 572,158.79 | 255,014.64 | 827,173.43 |
| 1 | | 572,158.79 | 255,014.64 | 827,173.43 |
| 2 | | | | |
| 3 | | | | |
| | | | | |
| 3. | | | | |
| 1 | | | | |
| | | | | |
| 4 | 67,847,280.21 | 10,107,221.46 | 3,645,999.74 | 81,600,501.41 |
| | | | | |
| 1. | 4,910,116.71 | 6,110,241.25 | 2,454,149.06 | 13,474,507.02 |
| 2. | 1,640,487.25 | 685,642.00 | 552,151.43 | 2,878,280.68 |
| 1 | 1,640,487.25 | 636,840.28 | 546,177.47 | 2,823,505.00 |
| | | | | |
| 3. | | | | |

| | | | | |
|----|---------------|--------------|------------|---------------|
| | | | | |
| 1. | 61,296,676.25 | 3,311,338.21 | 639,699.25 | 65,247,713.71 |
| 2. | 62,937,163.50 | 3,424,821.42 | 936,836.04 | 67,298,820.96 |

2

| | | | | | |
|--|--|--|--|--|--|
| | | | | | |
|--|--|--|--|--|--|

3

| | | | | |
|--|--|--|--|--|
| | | | | |
|--|--|--|--|--|

4

| | |
|--|--|
| | |
|--|--|

5

| | | |
|--|---------------|--|
| | | |
| | 52,748,840.87 | |

20

1

| | | | | | |
|--|--|--|--|--|--|
| | | | | | |
| | | | | | |

2

| | | | | | | | | | | | | |
|--|--|--|--|--|--|--|--|--|--|--|--|--|
| | | | | | | | | | | | | |
|--|--|--|--|--|--|--|--|--|--|--|--|--|

| | | | | | | | | | | | | | |
|--|--|--|--|--|--|--|--|--|--|--|--|--|--|
| | | | | | | | | | | | | | |
|--|--|--|--|--|--|--|--|--|--|--|--|--|--|

3

| | | |
|--|--|--|
| | | |
|--|--|--|

21

| | | |
|--|--|--|
| | | |
|--|--|--|

22

| | | |
|--|--|--|
| | | |
|--|--|--|

23

1

√

2

√

24

√

25

1

| | | | | | |
|--|--|--|--|--|--|
| | | | | | |
|--|--|--|--|--|--|

| | | | | | |
|----|--|--|--|------------|------------|
| | | | | | |
| 1. | | | | 915,000.00 | 915,000.00 |
| 2. | | | | | |
| 1 | | | | | |
| 2 | | | | | |
| 3 | | | | | |
| | | | | | |
| 3. | | | | | |
| 1 | | | | | |
| | | | | | |
| 4. | | | | 915,000.00 | 915,000.00 |
| | | | | | |
| 1. | | | | 876,666.77 | 876,666.77 |
| 2. | | | | 38,333.23 | 38,333.23 |
| 1 | | | | 38,333.23 | 38,333.23 |
| | | | | | |
| 3. | | | | | |
| 1 | | | | | |
| | | | | | |
| 4. | | | | 915,000.00 | 915,000.00 |
| | | | | | |
| 1. | | | | | |
| 2. | | | | | |
| 1 | | | | | |
| | | | | | |
| 3. | | | | | |
| 1 | | | | | |
| | | | | | |
| 4. | | | | | |

| | | | | | |
|----|--|--|--|-----------|-----------|
| | | | | | |
| 1. | | | | | |
| 2. | | | | 38,333.23 | 38,333.23 |

2

| | | |
|--|--|--|
| | | |
|--|--|--|

26

| | | | | |
|--|--|--|--|--|
| | | | | |
|--|--|--|--|--|

27

1

| | | | | |
|--|--------------|--|--|--------------|
| | | | | |
| | 1,344,587.74 | | | 1,344,587.74 |
| | 1,344,587.74 | | | |

28

| | | | | | |
|--|--|--|--|--|--|
| | | | | | |
|--|--|--|--|--|--|

29 /

1

| | 24,225,370.34 | 6,056,342.59 | 29,406,663.74 | 7,351,665.94 |
|--|---------------|--------------|---------------|---------------|
| | 1,531,225.48 | 382,806.37 | 1,587,322.24 | 396,830.56 |
| | 2,386,555.00 | 596,638.75 | 2,117,001.88 | 529,250.47 |
| | | | 9,402,935.72 | 2,350,733.93 |
| | 28,143,150.82 | 7,035,787.71 | 42,513,923.58 | 10,628,480.90 |

2

| | | | |
|--|--|--|--|
| | | | |
| | | | |

4

| | | |
|--|---------------|---------------|
| | | |
| | 692,924.55 | 1,025,809.11 |
| | 70,858,945.26 | 20,700,058.44 |
| | 71,551,869.81 | 21,725,867.55 |

5

| | | | |
|------|---------------|---------------|----|
| | | | |
| 2016 | | 875,908.98 | |
| 2017 | 919,615.21 | 919,615.21 | |
| 2018 | 1,266,755.33 | 1,266,755.33 | |
| 2019 | 2,748,243.36 | 2,748,243.36 | |
| 2020 | 14,889,535.56 | 14,889,535.56 | |
| 2021 | 51,034,795.80 | | |
| | 70,858,945.26 | 20,700,058.44 | -- |

30

| | | |
|--|--|--|
| | | |
|--|--|--|

31**1**

2



36

1

| | | |
|--|------------------|------------------|
| | | |
| | 3,875,049,972.39 | 2,207,965,637.18 |
| | 2,138,190.57 | 345,310.98 |
| | 3,877,188,162.96 | 2,208,310,948.16 |

2

1

| | | |
|--|----------------|----|
| | | |
| | 539,600,551.19 | |
| | 539,600,551.19 | -- |

3

| | |
|--|--|
| | |
|--|--|

37

1

| | | | | |
|---|--------------|---------------|---------------|--------------|
| | | | | |
| | 5,210,461.41 | 29,288,054.38 | 28,272,987.55 | 6,225,528.24 |
| - | | 2,413,705.77 | 2,413,705.77 | |
| | 5,210,461.41 | 31,701,760.15 | 30,686,693.32 | 6,225,528.24 |

2

| | | | | |
|---|--------------|---------------|---------------|--------------|
| | | | | |
| 1 | 2,117,001.88 | 22,410,458.86 | 22,140,905.74 | 2,386,555.00 |

| | | | | |
|---|--------------|---------------|---------------|--------------|
| | | | | |
| 2 | | 2,361,746.82 | 2,361,746.82 | |
| 3 | | 1,305,196.32 | 1,305,196.32 | |
| | | 1,106,025.78 | 1,106,025.78 | |
| | | 62,662.62 | 62,662.62 | |
| | | 136,507.92 | 136,507.92 | |
| 4 | | 2,246,254.00 | 2,246,254.00 | |
| 5 | 3,093,459.53 | 964,398.38 | 218,884.67 | 3,838,973.24 |
| | 5,210,461.41 | 29,288,054.38 | 28,272,987.55 | 6,225,528.24 |

3

| | | | | |
|---|--|--------------|--------------|--|
| | | | | |
| 1 | | 2,157,867.02 | 2,157,867.02 | |
| 2 | | 255,838.75 | 255,838.75 | |
| | | 2,413,705.77 | 2,413,705.77 | |

38

| | | |
|--|----------------|----------------|
| | | |
| | 5,619,605.11 | |
| | 6,995,657.41 | -61,037,542.77 |
| | 223,057.66 | -4,499,242.92 |
| | 147,124,145.38 | 137,219,653.69 |
| | | -68,028,733.49 |
| | 4,461,105.98 | 4,236,153.71 |
| | 348,242.34 | -1,901,156.55 |
| | 232,161.55 | -1,267,437.71 |
| | 3,619,028.80 | 518,313.26 |
| | 1,124,009.95 | 816,717.16 |
| | 1,475,724.83 | 985,086.97 |
| | 171,222,739.01 | 7,041,811.35 |

164,180,927.66

[2016]22

39

| | | |
|--|--------------|--------------|
| | | |
| | 5,316,399.83 | 2,674,361.04 |
| | 5,316,399.83 | 2,674,361.04 |

| | | |
|--|--|--|
| | | |
|--|--|--|

98.79%

40

| | | |
|--|--|--|
| | | |
|--|--|--|

1

41

1

| | | |
|--|----------------|----------------|
| | | |
| | 156,206,523.39 | 404,956,523.39 |
| | 55,571,576.91 | 57,162,083.15 |
| | 8,221,541.35 | 4,905,825.47 |
| | 14,308,661.03 | 13,326,782.73 |
| | 234,308,302.68 | 480,351,214.74 |

2

1

| | | |
|--|----------------|--|
| | | |
| | 156,206,523.39 | |

| | | |
|--|----------------|----|
| | 156,206,523.39 | -- |
|--|----------------|----|

51.22%

42

| | |
|--|--|
| | |
|--|--|

| | | |
|--|------------------|------------------|
| | | 400,000,000.00 |
| | 2,173,000,000.00 | 1,530,000,000.00 |

| | | | | (%) | |
|--|------------|------------|---|--------|------------------|
| | 2016/08/03 | 2018/08/02 | | 5.8000 | 600,000,000.00 |
| | 2016/12/01 | 2018/12/01 | | 5.3000 | 600,000,000.00 |
| | 2016/12/20 | 2018/12/20 | | 5.3000 | 600,000,000.00 |
| | 2016/06/06 | 2019/06/05 | | 4.7500 | 140,000,000.00 |
| | 2016/11/30 | 2020/11/30 | | 5.3200 | 110,000,000.00 |
| | 2016/05/11 | 2020/05/11 | | 5.4625 | 73,000,000.00 |
| | 2015/11/18 | 2018/11/17 | | 5.4625 | 30,000,000.00 |
| | 2015/12/18 | 2018/12/17 | | 5.4625 | 20,000,000.00 |
| | — | — | — | — | 2,173,000,000.00 |

1.2016 8

60,000.00

2016

12 31

60,000.00

2.2016 12

60,000.00

60,000.00

2016

12 31

120,000.00

3.

| | | | | | | | | |
|--|--|--|--|--|--|--|--|--|
| | | | | | | | | |
| | | | | | | | | |

| | | | | | |
|--|--|--|--|--|--|
| | | | | | |
|--|--|--|--|--|--|

50

| | | | |
|--|--|--|--|
| | | | |
|--|--|--|--|

51

| | | | | | |
|--|--|--|--|--|--|
| | | | | | |
|--|--|--|--|--|--|

| | | | | | | |
|--|--|--|--|--|--|---|
| | | | | | | / |
|--|--|--|--|--|--|---|

52

| | | |
|--|--|--|
| | | |
|--|--|--|

53

| | | | | | | | |
|--|----------------|-----|--|--|--|--|----------------|
| | | + — | | | | | |
| | | | | | | | |
| | 320,100,000.00 | | | | | | 320,100,000.00 |

54

1

2

| | | | | | | | | |
|--|--|--|--|--|--|--|--|--|
| | | | | | | | | |
| | | | | | | | | |

55

| | | | | |
|--|----------------|--|--|----------------|
| | | | | |
| | 290,011,242.63 | | | 290,011,242.63 |
| | 182.32 | | | 182.32 |
| | 290,011,424.95 | | | 290,011,424.95 |

56

| | | | | |
|--|--|--|--|--|
| | | | | |
|--|--|--|--|--|

57

| | | | | | | | |
|--|--|--|--|--|--|--|--|
| | | | | | | | |
| | | | | | | | |

58

| | | | | |
|--|--|--|--|--|
| | | | | |
|--|--|--|--|--|

59

| | | | | |
|--|----------------|--------------|--|----------------|
| | | | | |
| | 157,299,472.92 | 6,490,064.78 | | 163,789,537.70 |

| | | | | |
|--|----------------|---------------|--|----------------|
| | 108,286,861.61 | 6,490,064.78 | | 114,776,926.39 |
| | 265,586,334.53 | 12,980,129.56 | | 278,566,464.09 |

10

60

| | | | |
|--|--|----------------|----------------|
| | | | |
| | | 674,012,140.52 | 631,594,299.07 |
| | | 674,012,140.52 | 631,594,299.07 |
| | | 108,759,367.48 | 91,519,553.63 |
| | | 6,490,064.78 | 8,545,856.09 |
| | | 6,490,064.78 | 8,545,856.09 |
| | | 16,005,000.00 | 32,010,000.00 |
| | | 753,786,378.44 | 674,012,140.52 |

- 1)
- 2)
- 3)
- 4)
- 5)

61

| | | | | |
|--|------------------|------------------|------------------|------------------|
| | | | | |
| | | | | |
| | 2,622,157,925.51 | 2,162,676,937.80 | 1,825,796,409.52 | 1,367,197,328.58 |
| | 4,590,579.81 | 76,089.07 | 55,327,089.43 | 33,040,775.92 |
| | 2,626,748,505.32 | 2,162,753,026.87 | 1,881,123,498.95 | 1,400,238,104.50 |

62

| | | |
|--|--|--|
| | | |
|--|--|--|

| | | |
|--|----------------|---------------|
| | 9,299,930.91 | 6,592,474.72 |
| | 4,046,925.37 | 2,946,244.63 |
| | 703,778.07 | |
| | 6,898,451.60 | |
| | 5,347,368.99 | |
| | 106,928,889.00 | 98,201,949.28 |

| | | |
|--|---------------|---------------|
| | 2,806,101.46 | 2,259,065.00 |
| | 2,177,841.13 | 2,075,067.39 |
| | 2,878,280.68 | 2,612,963.85 |
| | 904,369.37 | 803,230.82 |
| | 1,118,260.61 | 1,358,113.05 |
| | 706,604.95 | 1,691,454.90 |
| | 3,234,243.83 | 5,123,437.94 |
| | 50,101,506.39 | 55,914,875.72 |

65

| | | |
|--|---------------|---------------|
| | | |
| | 56,823,842.43 | 90,357,828.90 |
| | 8,056,913.00 | 7,275,117.50 |
| | 48,766,929.43 | 83,082,711.40 |
| | 996,599.88 | 508,336.11 |
| | 49,763,529.31 | 83,591,047.51 |

40.47%

66

| | | |
|--|---------------|---------------|
| | | |
| | -1,141,064.49 | -9,030,535.99 |
| | -648,855.58 | 11,514,484.09 |
| | -1,789,920.07 | 2,483,948.10 |

67

| | | |
|--|--|--|
| | | |
|--|--|--|

68

| | | |
|--|--|-------------|
| | | |
| | | -364,341.78 |
| | | -372,599.37 |
| | | -736,941.15 |

69

| | | | |
|--|--------------|------------|--------------|
| | | | |
| | 7,278,475.00 | | 7,278,475.00 |
| | 226,802.33 | 236,373.72 | 226,802.33 |
| | 7,505,277.33 | 236,373.72 | 7,505,277.33 |

| | | | | | | | | |
|--|----|----|----|----|----|--------------|--|----|
| | | | | | | | | / |
| | | | | | | 6,139,800.00 | | |
| | | | | | | 1,003,675.00 | | |
| | | | | | | 100,000.00 | | |
| | | | | | | 30,000.00 | | |
| | | | | | | 5,000.00 | | |
| | -- | -- | -- | -- | -- | 7,278,475.00 | | -- |

7,268,903.61

70

| | | | |
|--|------------|------------|------------|
| | | | |
| | | 3,487.86 | |
| | | 3,487.86 | |
| | 50,000.00 | 40,000.00 | 50,000.00 |
| | 147,520.19 | 160,214.31 | 147,520.19 |
| | 197,520.19 | 203,702.17 | 197,520.19 |

71

1

| | | |
|--|---------------|---------------|
| | | |
| | 53,800,929.59 | 35,390,376.26 |
| | 3,716,084.93 | -1,810,737.36 |
| | 57,517,014.52 | 33,579,638.90 |

2

| | |
|---|----------------|
| | |
| | 158,046,390.78 |
| / | 39,511,597.70 |
| | -1,878.36 |
| | 5,344,823.88 |
| | -344.00 |
| | -95,883.65 |
| | 12,758,698.95 |
| | 57,517,014.52 |

72

73

1

| | 34,111,394.83 | 119,006,866.40 |
|--|---------------|----------------|
| | 40,908,978.12 | 35,244,651.65 |
| | 7,278,475.00 | |
| | 824,435.72 | 504,430.81 |
| | 83,123,283.67 | 154,755,948.86 |

2

| | 104,201,934.36 | 34,602,033.53 |
|--|----------------|---------------|
| | 46,285,570.24 | |

4

| | | 22,272,000.00 |
|--|--|---------------|
| | | 22,272,000.00 |

5

| | 500,000,000.00 | |
|--|----------------|----------------|
| | | 226,150,000.00 |
| | 500,000,000.00 | 226,150,000.00 |

6

| | | |
|-----|-------------------|------------------|
| | | |
| | 38,333.23 | 92,000.04 |
| | | 789,746.77 |
| “ ” | | -19,945,097.32 |
| “ ” | 48,766,929.43 | 83,082,711.40 |
| “ ” | | 736,941.15 |
| “ ” | 3,592,693.19 | -2,077,999.15 |
| “ ” | 123,391.74 | 267,261.79 |
| “ ” | 1,212,945,754.32 | -741,199,188.64 |
| “ ” | -3,581,710,369.03 | 320,764,065.31 |
| “ ” | 1,841,407,474.68 | 748,697,796.96 |
| | -376,942,313.46 | 484,129,347.13 |
| 2 | -- | -- |
| 3 | -- | -- |
| | 1,670,518,717.57 | 1,039,642,990.49 |
| | 1,039,642,990.49 | 741,871,252.02 |
| | 630,875,727.08 | 297,771,738.47 |

2

| | |
|--|----|
| | |
| | -- |
| | -- |
| | -- |

3

| | |
|--|----|
| | |
| | -- |
| | -- |

| | |
|--|----|
| | -- |
|--|----|

4

| | | |
|--|------------------|------------------|
| | | |
| | 1,670,518,717.57 | 1,039,642,990.49 |
| | 126,188.08 | 181,668.46 |
| | 1,669,949,107.49 | 1,038,593,931.58 |
| | 443,422.00 | 867,390.45 |
| | 1,670,518,717.57 | 1,039,642,990.49 |

75

“ ”

76

| | | |
|--|------------------|----|
| | | |
| | 54,361,979.10 | |
| | 1,203,361,773.06 | |
| | 1,257,723,752.16 | -- |

70,000.00

159,885.00

37,950.00

103,103.67

77

1

| | | | |
|--|--|--|--|
| | | | |
|--|--|--|--|

2

□ √

78

79

1

1

| | | | | | | | | |
|--|--|--|--|--|--|--|--|--|
| | | | | | | | | |
|--|--|--|--|--|--|--|--|--|

2

| | |
|--|--|
| | |
|--|--|

3

| | |
|--|--|
| | |
| | |

4


□ √

5


6

2


1



2



3



3

| | | | | 100.00% | | |
|--|--|--|--|---------|--|--|
| | | | | 80.00% | | |
| | | | | 100.00% | | |
| | | | | 100.00% | | |

2

| | 20.00% | -975,927.99 | | 12,777,444.17 |
|--|--------|---------------|--|---------------|
| | 35.00% | -6,322,989.99 | | 45,570,281.46 |
| | 49.00% | -931,073.24 | | 32,944,554.77 |

3

| | 542,971,083.41 | 88,489.87 | 543,059,573.28 | 429,172,352.47 | 50,000,000.00 | 479,172,352.47 | 229,715,611.44 | 130,560.75 | 229,846,172.19 | 111,079,311.43 | 50,000,000.00 | 161,079,311.43 |
|--|------------------|--------------|------------------|------------------|----------------|------------------|----------------|------------|----------------|----------------|---------------|----------------|
| | 1,689,877,093.33 | 990,283.69 | 1,690,867,377.02 | 1,377,673,715.71 | 183,000,000.00 | 1,560,673,715.71 | 818,697,357.21 | 413,706.78 | 819,111,063.99 | 670,851,717.00 | | 670,851,717.00 |
| | 313,385,862.66 | 8,662,554.43 | 322,048,417.09 | 296,867,875.50 | | 296,867,875.50 | 379,205,643.45 | 416,238.32 | 379,621,881.77 | 296,593,590.90 | 13,894,356.15 | 310,487,947.05 |

| | | -4,879,639.95 | -4,879,639.95 | 288,907,048. | | -3,498,680.70 | -3,498,680.70 | -14,076,886.0 |
|--|--|---------------|---------------|--------------|--|---------------|---------------|---------------|

| | | | | | | | | |
|--|--|----------------|----------------|------------------|--|---------------|---------------|-----------------|
| | | | | 96 | | | | 0 |
| | | -18,065,685.68 | -18,065,685.68 | 1,081,067,356.26 | | -5,590,653.01 | -5,590,653.01 | -466,455,445.14 |
| | | -2,270,324.69 | -2,270,324.69 | -1,919,798.55 | | -2,120,187.89 | -2,120,187.89 | |

3

| | | |
|--|---|---|
| | / | / |
| | | |

4

| | | |
|--|----|----|
| | / | / |
| | -- | -- |
| | -- | -- |
| | -- | -- |
| | -- | -- |

5**6**

| | | | |
|--|--|--|--|
| | | | |
|--|--|--|--|

7**8****Ä**

6

1

2

3

2016 12 31
303,800.00
0.25

759.50

1

| | | | | |
|--|----|----|----|----|
| | | | | |
| | | | | |
| | -- | -- | -- | -- |
| | -- | -- | -- | -- |

2

3

4

5

6

7

8

9

1

| | | | | | |
|--|--|--|------------|--------|--------|
| | | | | | |
| | | | 200,000.00 | 57.90% | 57.90% |

2015 1271

2016 3 18

2

3

| | |
|--|--|
| | |
|--|--|

4

| | |
|--|--|
| | |
| | |
| | |

5

1

/

| | | | | | |
|--|--|--|--|--|--|
| | | | | | |
|--|--|--|--|--|--|

/

| | | | |
|--|--|--|--|
| | | | |
|--|--|--|--|

2

/

/

/

| | | | | | | |
|---|---|---|---|---|---|---|
| / | / | / | / | / | / | / |
|---|---|---|---|---|---|---|

/

/

| | | | | | | |
|---|---|---|---|---|---|---|
| / | / | / | / | / | / | / |
|---|---|---|---|---|---|---|

/

3

| | | | |
|--|--|--|--|
| | | | |
|--|--|--|--|

6

| | | | |
|--|--|--|--|
| | | | |
|--|--|--|--|

7

| | | |
|--|--------------|--------------|
| | | |
| | 4,529,800.00 | 4,051,500.00 |

8

| | | | | |
|--|--|---------------|---|---------------|
| | | | | 2016 4-12 |
| | | 58,685,000.00 | - | 46,939,850.00 |
| | | 3,407,000.00 | - | 328,800.00 |

6

1

| | | | | |
|--|--|---------------|--|--|
| | | | | |
| | | 96,798,050.00 | | |

2

| | | | |
|--|--|--|----------------|
| | | | |
| | | | 226,150,000.00 |

2

1

“ ”

2016 12

31

369,732.19
2016 12 31

2

3

1

| | | | |
|--|--|--|--|
| | | | |
|--|--|--|--|

2

| | |
|--|---------------|
| | 32,010,000.00 |
| | 32,010,000.00 |

3

4

1. 2017 2 15

1,000


1

1

| | | | |
|--|--|--|--|
| | | | |
|--|--|--|--|

2

| | | |
|--|--|--|
| | | |
|--|--|--|




1453 A1453 A A 3 A

2



3



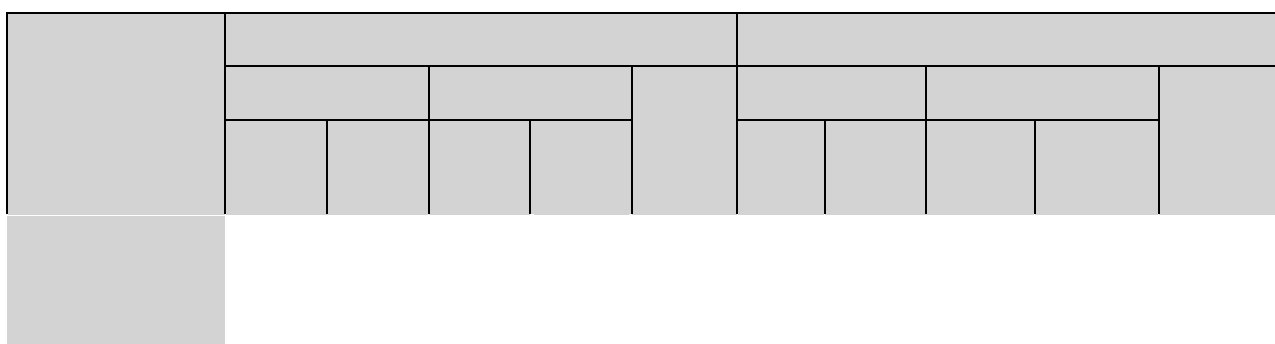
4

5

6

2

1



| | | | | | | | | | | |
|--|--------|--|------|--|-------|---------------|--|-----|--|-------|
| | 624.68 | | 8.98 | | 15.70 | 71,098. 53 | | .54 | | 78.99 |
|--|--------|--|------|--|-------|---------------|--|-----|--|-------|

√ □

| | | | | |
|--|---------------|--|----|----|
| | | | | |
| | | | | |
| | 18,393,750.00 | | | |
| | 18,393,750.00 | | -- | -- |

√ □

| | | | |
|-----|--------------|------------|--------|
| | | | |
| | | | |
| 1 | | | |
| 1 | 3,139,287.36 | 156,964.37 | 5.00% |
| 1 2 | 687,600.00 | 68,760.00 | 10.00% |
| 2 3 | 81,236.82 | | |

6

| | | | | |
|--|--|--|--|--|
| | | | | |
|--|--|--|--|--|

7

8

3

| | | | | | | |
|--|----------------|--|----------------|----------------|--|----------------|
| | | | | | | |
| | | | | | | |
| | 587,015,089.64 | | 587,015,089.64 | 587,015,089.64 | | 587,015,089.64 |
| | 587,015,089.64 | | 587,015,089.64 | 587,015,089.64 | | 587,015,089.64 |

1

| | | | | | | |
|--|----------------|--|--|----------------|--|--|
| | | | | | | |
| | 180,000,000.00 | | | 180,000,000.00 | | |
| | 67,958,300.00 | | | 67,958,300.00 | | |
| | 60,000,000.00 | | | 60,000,000.00 | | |
| | 67,000,000.00 | | | 67,000,000.00 | | |
| | 60,000,000.00 | | | 60,000,000.00 | | |
| | 12,000,000.00 | | | 12,000,000.00 | | |
| | 100,000,000.00 | | | 100,000,000.00 | | |
| | 38,056,789.64 | | | 38,056,789.64 | | |

| | | | | | | |
|--|----------------|--|--|----------------|--|--|
| | | | | | | |
| | 2,000,000.00 | | | 2,000,000.00 | | |
| | 587,015,089.64 | | | 587,015,089.64 | | |

2

| | | | | | | | | | | |
|--|--|--|--|--|--|--|--|--|--|--|
| | | | | | | | | | | |
| | | | | | | | | | | |
| | | | | | | | | | | |
| | | | | | | | | | | |

3

4

| | | | | |
|--|----------------|----------------|------------------|------------------|
| | | | | |
| | | | | |
| | 924,386,666.45 | 676,689,930.10 | 1,441,953,483.00 | 1,067,507,303.06 |
| | 4,590,579.81 | 76,089.07 | 55,299,589.43 | 33,040,775.92 |
| | 928,977,246.26 | 676,766,019.17 | 1,497,253,072.43 | 1,100,548,078.98 |

6**1**

√ □

| | | |
|--|--------------|--|
| | | |
| | 7,278,475.00 | |

3

4

